



Pony Tales

Official Publication for Members of the Golden Hills Mustang Club
Established 1982

VOLUME XLI, 5

E-EDITION

JUNE, 2023

2023 CAR SHOW A SUCCESS



Read more about "38th Annual Biggest Little Car Show" on Page 4



CLUB PURPOSE

The Golden Hills Mustang Club, established in 1982, is a nonprofit organization, the purpose of which is to promote the admiration, ownership, care and maintenance of the Ford Mustang Automobile - regardless of model year.

The club provides a social group for its members whereby they can meet, socialize and maintain a spirit of good fellowship, and participate in activities including the use of their Mustang.

The club serves as a medium for the exchange of ideas, information and parts, and is dedicated to furthering the interest of owners and drivers of the Ford Mustang.

2023

Board of Directors

Club President	Sue Calvert
Vice President	Dan McCabe
Secretary	Bob Fentress
Treasurer	Brian Evans
Past-President	Kathy Loya
Dan Cordeiro	
Bill Davis	
Jerry Lamphiear	
Frank Lopez	
Don McEachern	
Peter Mitsopoulos	

2023 Car Show Chairman	Robin Paulsell carshow@goldenhillsmustangclub.com
Club Items	Ileine Burke
Food Drive	Pat Sivigliano
Historian	Ileine Burke
Hospitality	Angie Markle
MCA Regional Director	Joel Edelman
Membership	Norma McCabe membership@goldenhillsmustangclub.com
Newsletter Editor	Norma McCabe nrmccabe@gmail.com
Circulation	Robin Herman
Social Media	Peter Mitsopoulos shelbygt500707@sbcglobal.net
Raffle	Cyndy Lamphiear & Lisa Mitsopoulos
Sunshine	Yvonne Westberg
Webmaster	Terry Burke webmaster@goldenhillsmustangclub.com
Parade Chairman	Brian Evans
Name Badges	Dan & Norma McCabe
Pony Express to our Troops	Frank Lopez
Scholarship	Frank Lopez
Information Officer	Dan McCabe info@goldenhillsmustangclub.com
Veterans Liaison	Bill Davis
GHMC Technical Director	Paul Troxell



Moving Forward

By President Sue Calvert



WOW! Last month I asked for All Hands On Deck for our Biggest Little Car Show. While not all hands were able to show up, those members who did come out to help certainly brought their A+ Game!! I am so thankful to everyone who made our car show another rousing success. From Registration and Parking, all the way to

Clean-Up...you guys ROCKED! The raffles were so successful that we'll be able to make a wonderful donation to the two charities we supported this year. Please read Robin Paulsell's article in this newsletter issue.

The summer months are filling up with lots of events and I'm sure there is something for every member in our club. Please take a look at the calendar in this issue and make plans to attend. I'd love to see some new faces! Remember...this is YOUR club!

If you have an idea or suggestion for an event, please let Dan McCabe or me know about it. If it's something you like to do, chances are there are other people in the club who would enjoy it, too.

Please keep an eye out for email announcements, as well. We have some interesting things coming soon...

Wishing you a happy June!




WELCOME NEW MEMBERS



Jack & Eryn Judd
Vallejo, CA
1968 Coupe, Blue



Lito Sanchez
Suisun City, CA
1968 Fastback Gulfstream Aqua
2019 Bullitt, Highland Green



38th Annual Biggest Little Car Show

On Saturday May 20th, 2023, over 120 Mustangs and a handful of other Fords once again descended on the Suisun City Downtown Waterfront for the 38th Annual Biggest Little Car Show. On the heels of the MCA National last year and by popular demand the MCA Judged Class returned to the show format after a 9-year absence with an increased 36 car limit that was quickly sold out. New for this year was the Day of Show Class where rather than integrating cars that did not pre-register into the regular Participant Choice classes, they were given their own class with awards. GHMC members Mustangs that were not entered in the MCA Judged Class had their own Participant Choice class in which they weren't allowed to vote in, this is done so we don't compete against our guests Mustangs.

Continuing the theme started at last year's National the waterfront was lined with Mustangs and the center half circle featured 5 GHMC members cars. Centered in the display was Kathy Loya's 1968 California Special featured on the show t-shirt and displayed in honor of the late Bob Loya. Flanking their car on the left was Ron Normandin's 68 California Special and Rob Lo's 67 Coupe, on the right were my 90 LX Hatchback and 89 GT Convertible.


The day started bright and early with the first car showing up at 6:15 AM when Manuel Perez, a regular at our show arrived. After a quick setup by club members the cars began rolling through registration at 7:00 AM and were parked by chair George Pezzolo and his skilled staff. Show registrar Brenda Romero with a major assist from Paige Paulsell and Jim Willis kept a steady flow of cars moving right up to registration closing at 9:00 AM. Returning DJ Adams kept the tunes flowing and made announcements throughout the day. The Solano County Sheriff's Color Guard performed the opening ceremony at 10:00 AM and as always did an excellent job. I must admit it was strange not seeing recently retired lead deputy and GHMC member Dennis Von Ting not performing with them, Dennis was here helping wife Tisha at her vendor booth. Club President Sue Calvert and her staff kept the raffle prizes flowing throughout the day and brought in over \$1200 for our two charities The Gavin Buchanan Memorial Foundation and VEST.

Danny and Cristy Cordeiro collected \$450 in the 50/50 raffle which after the split will net another \$225 to our charities. After a brief judges meeting our team of crack judges lead by myself started judging the MCA Class cars at 11:00 and completed ahead of schedule at 12:15. Thanks to Paige Paulsell, Joel Edelman, George Pezzolo, and guest judge Butch Eckhoff, who along with myself lead judging teams. Thanks also to judges Rob Lo, Paul Troxell, Bob Fentress, and Ron Freitas for taking the time to help. We are fortunate to have the use of this wonderful show site free of charge from the City of Suisun City and I was honored to meet Mayor Alma Hernandez at the show. I also want to thank Justeen Singley and the staff at Suisun Parks and Recreation. I tasked the Mayor with picking her favorite car for our Mayor's Pick award. Thank you Pat Brandon for escorting her around and explaining the difference in all the cars to her, she was super excited when turning in her ballot to Brenda.

In no time at all we were ready for the awards. 33 Award of Excellence trophies were handed out in the Participant Choice Class. 29 Gold, 2 Silver, and 1 Bronze Awards were handed out in the MCA Class followed by 5 special awards. The Central Valley Mustang Club with 9 cars received the Club Participation Award, Sam Medina with his 69 Mustang Fastback received the CHP Pick Award, Phill Ramirez with his 65 Mustang Convertible received the Mayor's Pick Award, Shelle McGee-Lucas with her 68 Mercury Cougar received the GHMC President's Pick Award, and I was fortunate to receive the Best of Show Award for Project 89 my 1989 Mustang GT Convertible. The "Friendliest Little Club" put on one heck of a show and all of you should be very proud! This club has had my back since 2009 and I want to personally thank everyone that helped throughout the past 1 year.

Robin Paulsell
MCA #75252

Photos by
Robin Paulsell
Bill Watkins
Pat Brandon






Will C. Wood 2023

By Dan McCabe

The first Friday in May is Vacaville's Will C. Wood's High School student's car show. This lunch time event has been going on for many years and the Golden Hills Mustang Club has participated in most of them. The students take an active part in putting on this show and we are happy to say it draws a lot of local car owners as well as some of the student's own cars. This is a great way to see our future generation, share our passion, and answer questions about our Mustangs.



Thank You Terry Burke, Paul & Alice Troxell, Rob Lo, Ron Normandin, and Jeff Walton for taking the time out of your day to support this event.




RODRIGUEZ HIGH SCHOOL CAR SHOW

Rodriguez High School in Cordelia was the place to be for another great high school student car show. This was their 1st annual show, held on Saturday, May 13th. This was another event put on by the students and it was a great success! A wide variety of classic and newer cars and trucks were on display and we were pleased to see some old friends. Paul & Kathy Thoren were there to support their Granddaughter who helped put this show on. Also, for the first time, Nicole vonTing displayed "her" bright yellow Mustang GT Con-

vertible and matching pedal car. Gene Tapia brought his "other ride", a beautiful red, highly modified, 1969 SS396 Chevelle.

This was fun day and I know Rob Lo was happy to be awarded a nice skate board trophy for his '67 Mustang! Thank You to Sue Calvert, Nicole, Rob, & Gene Tapia for supporting this show. Thank You, Rob Lo for helping me take pictures for the website.

By Dan McCabe



Wings-N-Wheels Car Show

Travis AFB Aviation Museum

by Brian Evans

Sunday, May 21 was the second annual Wings-N-Wheels car show, held as a fundraiser for the Aviation Museum out at Travis Air Force Base. They did not charge a registration fee to display a classic, vintage, or modern car, truck or motorcycle, but rather depended on voluntary donations in their large clear container inside the museum. They should've charged a registration fee, as I saw way too many single dollar bills filling up the container. I know gas is expensive, but c'mon people...!




I want to thank Terry Burke, who retired from Travis, who first brought this show to the club's attention at our April Board Meeting. It immediately piqued my interest, because as some of you know, I come from an Air Force family. Not only that, but that very day of the Board Meeting, April 6, I had been out to the Aviation Museum that morning to see and spend some time with a very special aircraft...the C-124, aka "Old Shakey", a four engine, propeller driven cargo transport plane that my dad flew in his first ten years as a young Air Force Pilot from 1954 to 1964. It was phased out or replaced by the C-141 jet in 1964 as the Air Forces' primary cargo transport aircraft. This plane was the very last C-124 to fly, arriving at Travis in June 1984, and of course, my dad was there that day. A friend who participates in the civilian Honorary Commander program had made arrangements with her assigned Travis leadership to have the plane "un-sealed", so I could actually go inside and, fighting my way through some cobwebs, sit in the pilot seat. Does it get any better than this? It does...the C-124 at Travis, serial #52-1000, was assigned to Dover AFB, Delaware throughout the



1950's, where my dad was stationed, so he flew that very plane many, many times all over the world. Needless to say, sitting in the left pilot seat, where he had sat many times, generated some of those things that flow from our eyes (rhymes with "gears").

Back to the car show. There was a nice variety of about 50 classic cars, trucks and even a few motorcycles parked all around the vintage aircraft on permanent display at the museum. Because I met the Museum Director, Kevin Sullivan, back in April, I had requested to park under the wing or near the fuselage of the C-124. When I arrived at the show, there was a long line of cars waiting to be directed to park. When I finally saw Kevin and waved, he came over and said, "pull your car out of line and follow me", giving me the parking spot I wanted next to the 124!



Wings-N-Wheels Car Show

Travis AFB Aviation Museum

As usual for a car show, the best part was meeting new folks and talking about our current cars, our past cars (I should'a never sold that...) and just our appreciation for cars in general.

One final reason I liked this show was there was no participant or spectator voting for this show, which means you can just enjoy the cars and the people you meet, friends old and new, with no deadline to turn in a ballot

that's due in 15 minutes and you haven't even started on it yet. We all know that "spectator voting" just turns into a ballot stuffing exercise for those hell-bent on winning a trophy, ask anyone who's attended the Benicia or Budweiser car shows, among others, in the last ten years!

Let's get more cars out next year, it was a fun show and a great success!


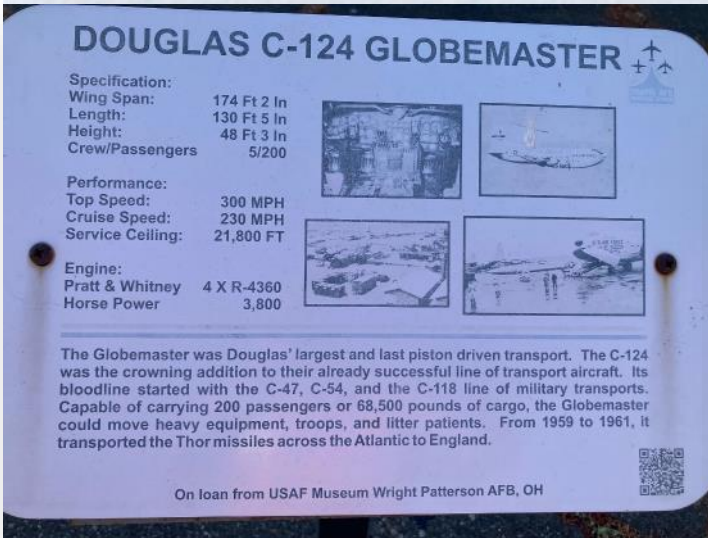
by Brian Evans

DOUGLAS C-124 GLOBEMASTER

Specification:	
Wing Span:	174 Ft 2 In
Length:	130 Ft 5 In
Height:	48 Ft 3 In
Crew/Passengers:	5/200
Performance:	
Top Speed:	300 MPH
Cruise Speed:	230 MPH
Service Ceiling:	21,800 FT
Engine:	
Pratt & Whitney:	4 X R-4360
Horse Power:	3,800

The Globemaster was Douglas' largest and last piston driven transport. The C-124 was the crowning addition to their already successful line of transport aircraft. Its bloodline started with the C-47, C-54, and the C-118 line of military transports. Capable of carrying 200 passengers or 68,500 pounds of cargo, the Globemaster could move heavy equipment, troops, and litter patients. From 1959 to 1961, it transported the Thor missiles across the Atlantic to England.

On loan from USAF Museum Wright Patterson AFB, OH



Vacaville Fiesta Days Parade

by Brian Evans

To the best of my knowledge, one of the oldest parades in our area takes place as part of Vacaville's annual Fiesta Days celebration every Memorial Day weekend. This celebration of Vacaville's town history, heritage and pride has been held since 1957 in downtown Vacaville. I *Imagine* (John Lennon 1971) the first 1957 Fiesta Days parade had some shiny, brand new Ford Thunderbirds with their state-of-the-art design porthole windows and perhaps some sleek *Little Red Corvettes* (Prince 1982). Otherwise, the "old cars" in a 1957 parade were probably 1920's and 30's Model A's and T's that were built *One Piece at a Time* (Johnny Cash 1976).

There were probably also Sedans, Roadsters and *Hot Rod Lincolns* (Commander Cody 1971) that actually had Ford or other original engines! Some of the local old-timers I checked with recall seeing a maroon 1939 Mercury 8 Town Sedan with a "for sale" sign on it at one of the early parades...*Dream On!* (Aerosmith 1973). So, this Fiesta Days event and parade is still going strong 65 years later, and year after year continues to draw large crowds to the Saturday morning parade, cheering on the many parade entrants.

This year was no exception. A cool, cloudy unseasonal 75-degree day was forecasted, which is perfect parade weather! No spewing-over radiators or vapor-locking carburetors on the older classics! We started the day at our usual meeting spot at the downtown Bank of America parking lot and then once all had arrived, we caravanned over to our usual assigned staging area in the Golden

Hills Mustang M.S.A. ("*Mustang Sally* (Wilson Pickett 1966) Alley").

This year we had 11 cars sign up, and three of us with convertibles, Dan McCabe with his 1998 Saleen S281, Neal Randles with his 1965 convertible, and myself with my '68 agreed to a late request to help transport some of the Fiesta Queens through the parade. Fortunately, the Fiesta Queens are usually one of the earlier entries in the parade, so we had time to circle back for "double duty", driving a second time through the parade!



There were probably also Sedans, Roadsters and *Hot Rod Lincolns* (Commander Cody 1971) that actually had Ford or other original engines! Some of the local old-timers I checked with recall seeing a maroon 1939 Mercury 8 Town Sedan with a "for sale" sign on it at one of the early parades...*Dream On!* (Aerosmith 1973). So, this Fiesta Days event and parade is still going strong 65 years later, and year after year continues to draw large crowds to the Saturday morning parade, cheering on the many parade entrants.



The Golden Hills Mustang Club cars were decorated in our usual patriotic theme, and with only 11 cars, we decided to drive single file on the parade route, following Donnie McEachern's 1965 F-150 truck displaying our club banner.



Vacaville Fiesta Days Parade cont.

by Brian Evans



Finally, as some of us were starting to get hungry, it was time for us to enjoy our time in the *Lime-light* (Rush 1981) parading down Merchant Street enjoying the smiles, waves, and thumbs up from the many spectators.



After the parade, most of us went out for lunch at Fenton's Ice Cream Creamery, where we have enjoyed lunch in prior years. It was an enjoyable time conversing with friends and sharing pictures taken at the parade.



I'd like to thank club members Sue Calvert, Dan & Cristy Cordeiro, Bill Davis, Jack & Eryn Judd, Dan McCabe, Pete and Lisa

Mitsopoulos, Donnie McEachern, Ron & Liz Normandin. Neal Randles, and Paul & Alice Troxell for joining me and making a great showing at this parade, supporting our community, and celebrating Vacaville's heritage!



Tech Talk 2.0



Torque Those Wheels!

Here it is June already! We have all been out enjoying a drive or a cruise and stretching the legs on our Ponies. So, I am absolutely sure that we all have done the “Once Over” to make sure that they are ready for the road. Right? Did you check your wheels for tightness? OK, so I am going to just assume that you have not. They did that at the tire shop when they installed the new tires a few years back, right? Oh no, it was when I had them rotated! Oh, that was a couple of years ago, too!

No matter if you have factory steel or alloy wheels, or if you have the mega dollar aftermarket set that are made of exotic metals extracted from asteroids that impact the earth only in the month of June, **YOU NEED TO PROPERLY TORQUE YOUR WHEELS.** Here I will provide a short primer on how to do this yourself, or be reasonably sure that the shop that you use is following an acceptable procedure to ensure that your wheels are installed on your car properly.

If your wheels are already on your car, you can simply use your own torque wrench set to the torque specified in your Owner’s Manual (can be found online if you do not have one). Simply check each lug nut in a star pattern (move from one lug nut to the next on the opposite side of the wheel) to ensure that it is at the specified torque. If you do not have a torque wrench, or feel that you can’t accomplish this on your own, stop by your tire shop and ask them to do this for you. Any reputable shop will be happy to provide this service at no charge. Now you can be reasonably sure that none of your wheels are going to make a right while you are making a left. Also, keep in mind that you are responsible for any damage that results from your wheels leaving your vehicle just like the stuff in the back of your pickup that you decided not to tie down because “I’ll be careful” always worked before.

Now, if you are more like me and remove your wheels to clean the barrels and put tire shine on the insides of the tires there is a bit more to it. I will save you the procedure for jacking the vehicle, checking wheel bearings, inspecting the tires for damage and wear, cleaning and detailing, and just get to how to reinstall them properly. **FIRST**, you want to make sure that the lug bores and the wheel face that goes onto the hubs is clean and in good condition, as well as the hub face. A wire brush and some Brake Clean will make short work of this job. Don’t forget to clean the wheel studs. Clean and dry is correct here. **DO NOT** use oil, never seize, or grease on these as it will seriously affect the torque values that you will see on your wrench and cause you to grossly overtighten, or even break the studs. If the lug nuts are too tight, they can cause severe

problems such as stripping of the threads or stretching of the studs. It can also cause warping of the drums, rotors, or hubs. Now place the wheels on the studs and **BY HAND** thread lug nuts onto each stud and hand tighten all of them. This will require wiggling the wheel and tire while tightening the lug nuts **BY HAND**. This will seat the wheel onto the hub in the properly and ensure that you have not cross threaded any of the lug nuts. Once you have done this it is time to set your torque wrench to one half of the specified torque for your car; (my ’17 GT’s value is 150-foot pounds so I start at 75-foot pounds), and tighten each lug nut in a star pattern to 75-foot pounds. Easily done on the rears with the emergency brake set. Have a friend, or your significant other hold the foot brake to do the front wheels. After setting all nuts at ½ your target torque value you can go straight to the specified torque. **BUT** you are not done, yet. I still recommend going over all of the lug nuts one more time to ensure that the specified torque for each and every one is set properly. Now you have properly torqued your wheels! As added insurance, I prefer to recheck my torque after I have driven the car for 5-10 miles. I have found, on occasion, that this short drive will re seat the wheel and actual torque values can be very slightly lower.

One last item, buy a good quality torque wrench. I know, I know, HF has them for \$29.95 or “I can get the Wonder Wrench on Amazon for \$39.95”. Trust me, you will be wondering why you wasted your money on one of them. Those are junk and I would not tighten the screws on the drawers of my workbench with them. They are neither accurate or consistent and they will cost you much more in stripped threads, pulled studs, and broken bolts than you can imagine. A decent wrench can be had for \$3-400.00. If you want some thing that you can be sure of it is going to cost you \$7-800.00. If you have some extra time and want to throw your tire shop into fits ask them “When was the last time that you had your torque wrenches calibrated?” Yes, there is such a thing as calibrating these tools. I will save that for another time.

Pedal to the Metal!

Paul
Dieselgunner@comcast.net



A BLAST FROM THE PAST

It's Camping Trip Time! Here is fun memory of a past GHMC Camping Trip.
Can anyone guess the date?



CONGRATULATIONS

In case you are trying to figure out the date that picture was taken, it was 10 years ago! Yes, June 2013, and the two sets of twins in the front row are graduating high school this year.

- ★ Congratulations to **Charlette & Mackenzie Burke** who graduated on May 29, 2023 in Kodiak, Alaska.
- ★ Congratulations also go to **Danielle and Nicole vonTing** who are graduating June 9, 2023 from Buckingham Charter Academy in Vacaville.
- ★ Congratulations to **Joey Holecek** who got his Bachelor's Degree in Criminal Justice with honors from Sacramento State on May 20, 2023.



★★★UPCOMING EVENTS★★★



ALL FUTURE EVENTS ARE TENTATIVE

	ALL FUTURE EVENTS ARE TENTATIVE
Jun 3	Cobra Day Car Show@ The Cobra Experience, Martinez
Jun 10	Ford Drive for Hunger @ The Cobra Experience, Martinez
Jun 17	Napa Ford Display (watch email for details)
Jun 18	Cars & Coffee @ The Cobra Experience Martinez
Jun 21-25	Wednesday, June 21 st – 25 th Camping @ Lake Francis. Contact Brian Evans
Jun 24	46th Annual VMOA Car Show with NOR CAL SAAC (see our website for flyer)
Jun 25	BAMA Ponies & Snakes Car Show, Danville (www.ponies&snakes.com)
Jun 25	Pinole Classic Car Show 7:00AM to 3:00PM Fernandez Park Historic Old Town Pinole (see our website)
Jun 27	GHMC General Meeting 7:30 p.m. Denny's, 304 Pittman Rd., Cordelia
Jul 3	July 3 rd Benicia Torchlight Parade
Jul 4	July 4 th Fairfield 4 th of July Parade
July 15	Dixon Grilling and Chilling Car Show (See our website for link to registration)
Jul 25	GHMC General Meeting 7:30 p.m. Denny's, 304 Pittman Rd., Cordelia
Aug 6	Sunday, August 6 th Napa Elks Hot August Nights Car Chow & Chili Cook-off
Aug 18	Friday Night Main Street Reunion Show & Shine. Napa
Aug 19	Main Street Reunion Car Show. Pre 1978 (See our website for link to registration details)
Aug 22	GHMC General Meeting 7:30 p.m. Denny's, 304 Pittman Rd., Cordelia
Sep 9	Ball Metal Car Show, Entry fee is school supplies (watch email for details)
Sep 16	Planes, Trains and Automobiles at the Rowland Freedom Museum (Nut Tree Airport), 9am – 2pm (watch email for details)
Sep 23	Sacramento Area Mustang Club 26th Annual Mustangs and Fords at the Marriott Car Show. watch email for details)
Sep 26	GHMC General Meeting 7:30 p.m. Denny's, 304 Pittman Rd., Cordelia
Sep 30	DVMA All Ford Car Show (watch email for details)

NOTE: If you sign up to attend a GMHC event but cannot attend, please notify the event chairperson ASAP. If you need contact information, please email: info@goldenhillsmustangclub.com



HAPPY BIRTHDAY

BELATED WISHES

5/18 Eryn Judd
5/24 Joi Ann Mekhalian
5/26 Scott Garrison
5/27 Theresa Leanio

JUNE BIRTHDAYS

6/1 Paige Paulsell
6/3 Norma McCabe
6/3 Mike McCalmont
6/4 Liz Normandin
6/4 Gene Tapia
6/5 Susan Breslin
6/5 Joey Holecek
6/5 Alexia Robinson
6/8 Mason Sturgeon
6/9 Angie Markle
6/10 Jason Marz (Pickering)
6/10 Peter Mitsopoulos
6/11 Terry Scott
6/12 Shannon Hodgers
6/12 Pat Sivigliano

6/17 Deborah Randles
6/17 Tammy Robinette
6/20 Eli Prado (Pickering)
6/20 Connor Wiederspahn
6/20 Vincent Wiederspahn
6/22 Drake Wilson
6/23 Suzanne Freitas
6/23 Dean Laroski (Pickering)
6/25 Jeffrey Walton
6/26 Mari Haran
6/26 Kristin Irwin
6/26 Logan Sturgeon
6/30 Hilmar Walter

JULY BIRTHDAYS

7/1 Thomas Iniguez
7/5 Shelby Evans
7/6 Dianne Quick
7/7 Meagan Gallegos (Pickering)
7/7 Scott Paulin
7/8 Joel Edelmann
7/10 Miki Leathers

7/11 Robert Fentress
7/11 Brenda Romero
7/12 Delilah Wilson
7/16 Kathy Pickering
7/19 Tammy Holecek
7/20 Isaac Bozarth
7/20 Ron Myska
7/21 John Herman
7/21 Joe Holecek
7/23 Taylor Evans
7/25 Bill Herman
7/26 Greg Pretti
7/26 Heidi Wilson
7/30 Karen Shepard
7/31 Cindy Bramlett
7/31 Dick Cartwright
7/31 George Pezzolo



PLEASE LET US KNOW IF WE HAVE FORGOTTEN ANYONE!

Sunshine Corner

By Yvonne



- ❁ A Get-well card was sent to Judy Davis as she had surgery.
- ❁ A Sympathy card was sent to the Baumgartner family for the loss of their father, Gil.
- ❁ A Get-well card was sent to Tom Iniguez as he was under the weather and couldn't come to the car show.
- ❁ A flower bouquet card was sent to Lisa Mitsopoulos after her recent stay in the hospital.
- ❁ Please keep our members that have had health issues in your thoughts. They could all use our prayers. If you would like to send them a card, email, or text, please do so. It really means a lot to know that others care.
- ❁ Remember if you know of someone in need of some SUNSHINE please contact me. You can text or leave me a voicemail or email: You can also email GHMC Info at:

info@goldenhillsmustangclub.com for contact information.



Biggest Little Car Show

THANK YOU TO OUR 2023 SPONSORS



Ron DuPratt

WE TREAT YOU LIKE FAMILY!



Dixon, California
707-693-6158



SCREEN PRINTING
EMBROIDERY
CUSTOM APPAREL
BANNERS
DECALS
SIGNS
& MORE!

865-577-1408
f/FirstImpressionsGraphics
info@figfx.net

EAST BAY CLASSICS

CLASSIC CAR PARTS RESTORATIONS TRANSPORT

ROBIN PAULSELL
PHONE 510-787-3037
CELL 510-453-6203
1000 Loring Ave.
Crockett, CA 94525
www.eastbayclassics.com


Dealer for:
Scott Drake
Covercraft
Croftgate USA
Coker Tire
Champion Cooling

STAINLESS SHOWWORKS

Design, Fabrication & Manufacturing

Jim Hogue - Owner
423 Rogue River Hwy
Gold Hill, Oregon 97525

Phone: 541-621-8411
showworks1@gmail.com



PLEASE SUPPORT OUR ADVERTISERS

JD Real Estate

Judy Davis

Broker/Owner

Contact Information

Direct: (707) 688-3697
Office: (707) 425-5314
Fax: (707) 421-0674
wj8604@aol.com



1351 Oliver Road
Fairfield, CA 94534



CA DRE #00590778

Creative **SIGNS**
& graphics co.

QUALITY CRAFTSMANSHIP & RELIABLE SERVICE SINCE 1969

1352 South 49th Street • Richmond, Ca. 94804

- WINDOW LETTERING
- VEHICLE GRAPHICS
- SCREEN PRINTING
- GRAPHIC DESIGN
- DIGITAL PRINTING
- BANNERS
- MAGNETIC SIGNS
- DECALS
- WALL GRAPHICS
- ... & MORE!

Frank Lopez • Martina Akerman

510 233-3133

fax: 510 233-3247

www.CreativeSignsCo.com • CreativeSignsR@aol.com

A Business Without a Sign is a Sign of No Business!

Discount Printing Provided By

Vaca
PRINTING

For all your printing needs

Robin Herman, Owner
419 Mason St. • Suite 101
Vacaville, CA 95688

(707) 449-4038 Fax: (707) 449-4039

info@vacaprinting.com

www.vacaprinting.com

Napa  *Ford*
LINCOLN

570 Soscol Avenue, Napa CA 94559
707-255-2580

JIM'S CALIFORNIA LICENSE PLATES

•SELLING-RESTORING

OLD LICENSE PLATES & DEALERSHIP FRAMES



LINDEE IRIS

925-922-1319

E-mail: jim@CALicenseplates.com
Website: www.CALicenseplates.com

SOSCOL
Auto-Body

"WE ARE HERE TO HELP"

WEB Hosting Provided By:

Castles
INFORMATION NETWORK, INC



Dan Cordeiro

Cordeiro Vault Co.
495 Ryder St.
Vallejo, CA 94590

Phone: 707-552-1045
FAX: 707-552-2099
Elk Grove, CA

★ ★ ★ **IT'S YOUR CLUB. . . LET'S HAVE SOME FUN WITH IT** ★ ★ ★

**THE GOLDEN HILLS MUSTANG CLUB
MEETS THE 4TH TUESDAY OF THE MONTH AT:**

SEE YOU AT



7:30 p.m.
Denny's Cordelia
304 Pittman Rd.
Cordelia, CA 94534

NEXT MEETING
Tues, June 27, 2023

THIS ISSUE OF PONY TALES IS DIGITAL ONLY

GOLDEN HILLS MUSTANG CLUB

www.goldenhillsmustangclub.com

P.O. Box 497

Fairfield, CA 94533-0049

an MCA Regional Club



HAPPY NEWS!

A large, bright yellow smiley face with a simple black outline and a curved mouth.

DOES ANYONE HAVE SOMETHING TO SHARE?

It is always great to share some happy news, especially during difficult times. If you have something **HAPPY** (retirement, engagement, new grandchild, recognition or an award) to share with your fellow club members, please send me an email: nrmccabe@gmail.com

